


Dear Parent or Guardian:

Your child has access to award-winning digital resources through Kids A-Z, Learning A-Z's website created for students. After your child logs in, each website your child's teacher has subscribed to is shown. Your child can work on assignments or select other resources for reading and writing practice.

Website Resources for Your Student


	Thousands of leveled books and resources in printable and digital formats (In English and Spanish)*
---	--


* Access resources on mobile devices by downloading the Kids A-Z app from the app store. Data rates may apply.

Kids A-Z Login Instructions

Step 1: Go to www.kidsa-z.com

Step 2: Enter or choose the teacher's username, Ireilly17

Step 3: Your child finds his or her username on the class chart,  Sample Sign On

Step 4: Your child enters his or her password, 

How to Register for and Receive Progress Reports

If you would like to receive activity and progress reports for your child and send him or her messages, you can register for parent access from your child's teacher. Once the teacher approves access, you can view reports and send your child messages by clicking on the parent link at the top of the screen at www.kidsa-z.com. Here are the three options for requesting access:

- After your child logs in, click on the green parent button at the top right of the screen and enter your email address.
- Send your email address(es) to your child's teacher at Ireilly@jacksonsd.org
- Clip and fill out the form below and return it to your child's teacher.

TEACHER NAME: Ireilly17

STUDENT NAME: Sample Sign On

PARENT E-MAIL ADDRESS(ES): _____

SIGNATURE: _____ DATE: _____



